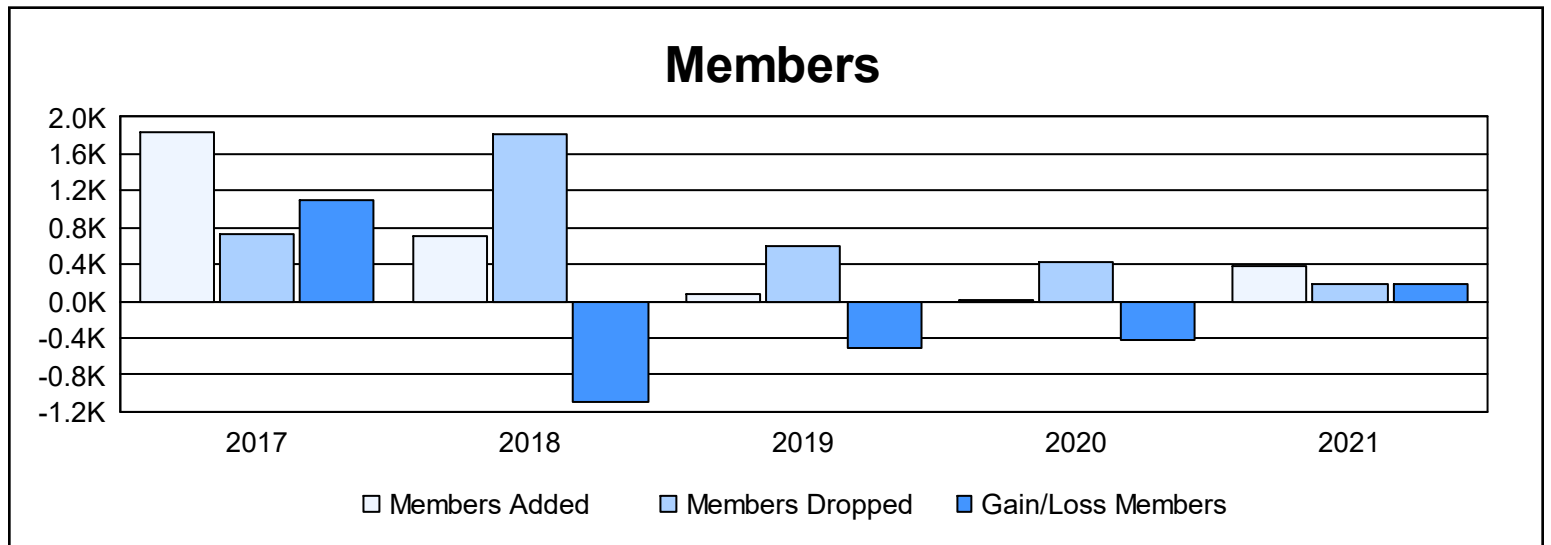
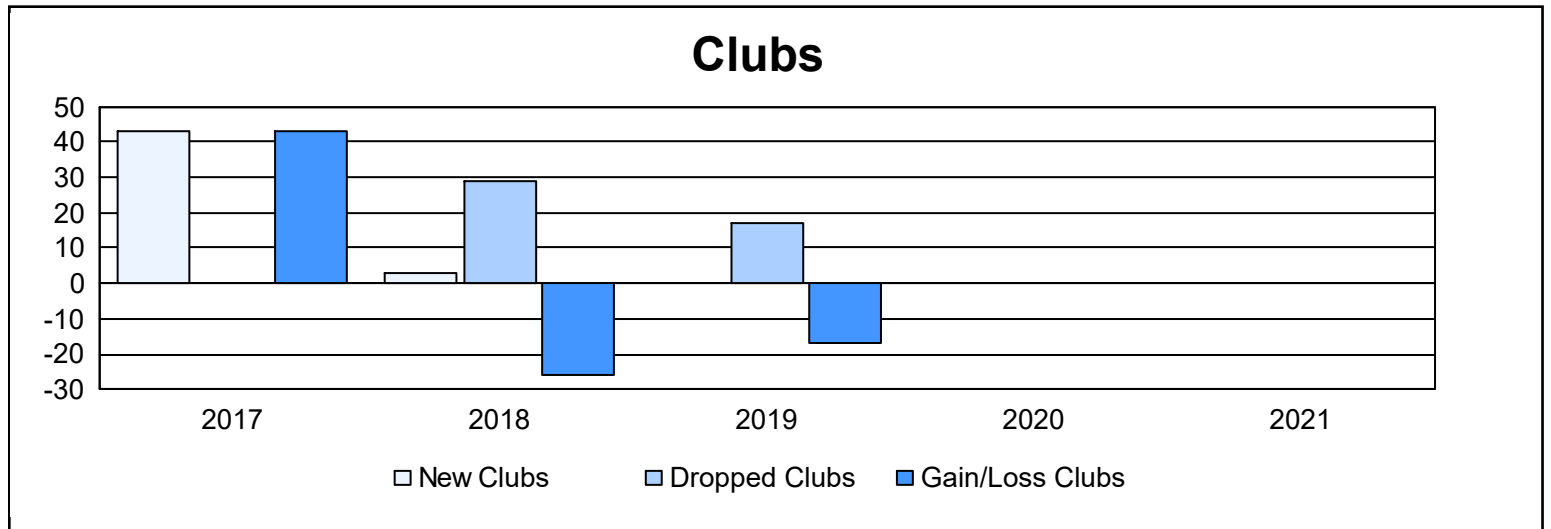
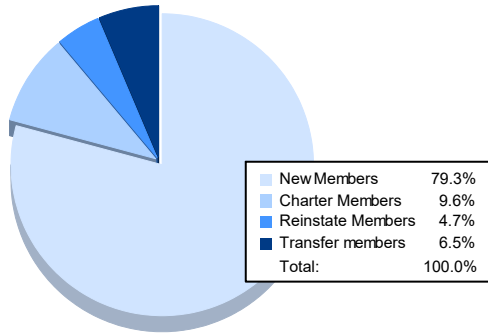


Year	New Clubs	Dropped Clubs	Gain/ Loss Clubs	New Members	Charter Members	Reinstate Members	Transfer Members	Total Member Added	Total Members Dropped	Gain/ Loss Members
2016-2017	43	0	43	532	1,278	13	6	1,829	738	1,091
2017-2018	3	29	-26	318	284	83	23	708	1,806	-1,098
2018-2019	0	17	-17	52	22	3	6	83	592	-509
2019-2020	0	0	0	0	14	0	3	17	433	-416
2020-2021	0	0	0	306	37	18	25	386	194	192
Average	9	9	0	242	327	23	13	605	753	-148



Membership Composition June 2021 Cumulative



Gender Composition June 2021 Cumulative

